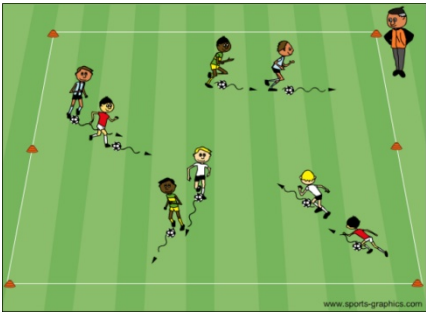
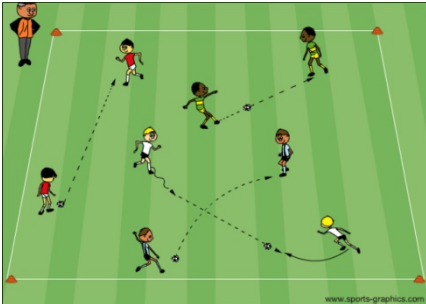
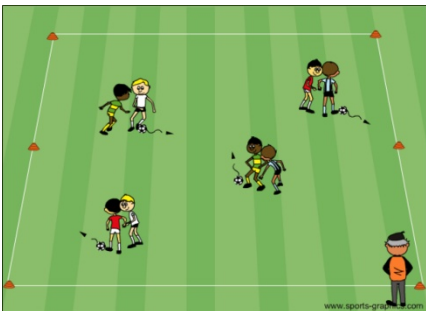
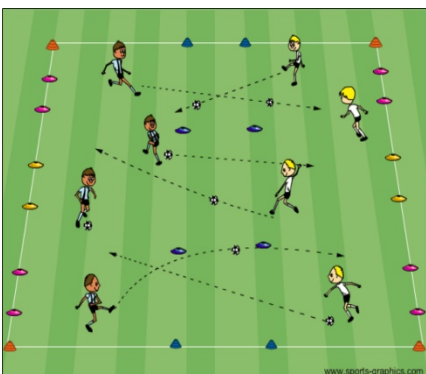


(8U) --- Week 16

Activity 1	Activity Description	Coaching Considerations
	<p>Paired Tag: In a 20x25 yard grid, pair players up (Tagger and Dribbler) each with soccer balls. The Dribblers are given a 2 second start to get away from the taggers. The tagger dribbling his/her soccer ball tries to tag the dribbler. Once the dribbler is tagged, the roles reverse and the chase starts again.</p>	<ul style="list-style-type: none"> • Keep ball close • Changing directions • Dribbling using different surfaces of the foot <p style="text-align: right;">Time: 6 minutes</p>
	<p>Paint the Field- Passing: In pairs, players will pass the soccer ball back and forth in a 20x25 yard grid. Explain to the players that their soccer ball is a paint brush and wherever it rolls it will paint the area. Their task to pass (kick) the soccer ball to paint as much of the grid as possible in the allotted time.</p> <p>Version 2: Tell the players to use their other foot</p>	<ul style="list-style-type: none"> • Passing and receiving technique • Weight of the pass • Ability to pass through traffic • Communication and mobility of the players <p style="text-align: right;">Time: 8 minutes</p>
	<p>Steal-Shield: Pair up the players with one ball. One player starts with the ball and at coach's command, his/her partner tries to steal the ball away. Play 30-45 second matches. The player that ends with the ball gets a point. If the ball goes out of bounds, one of the players must get it back in play very quickly.</p> <p>Coach: Show proper shielding technique during the demonstration. Fix technical shielding errors throughout the activity to assure that the group is doing it properly.</p>	<ul style="list-style-type: none"> • Body sideways on to opponent • Use arm to protect and know where defender is going • Knees bent • Turn as defender attacks or reaches for the ball <p style="text-align: right;">Time: 8 minutes</p>
	<p>Clean Your Backyard: Split the players into two teams to play in a 20x25 yard grid. With cones, divide the field into three portions. The central portion (the buffer zone) is 6yds wide and no one can enter it. Place three goals (3yds each) at the far ends of the grid. Players on each team will try to shoot/pass and score below knee height in any of the other team's goals.</p> <p>Coach: Allow players to enter the buffer zone to retrieve any ball that has stopped in there.</p> <p>Version 2: Allow teams to defend the goals using their hands.</p>	<ul style="list-style-type: none"> • Body sideways on to opponent • Use arm to protect and know where defender is going • Knees bent • Turn as defender attacks or reaches for the ball <p style="text-align: right;">Time: 8 minutes</p>
<p style="text-align: center;">Scrimmage</p>	<p style="text-align: center;">Activity Description</p>	<p style="text-align: center;">Time</p>
<p style="text-align: center;">4v4 - Dual Field Scrimmage</p>	<p>Set up two fields of 20x25 yards with a 5yd space between them in order to keep the majority of your team playing.</p>	<p style="text-align: center;">30 minutes</p>